

1st Grade Lion

Learning Target:

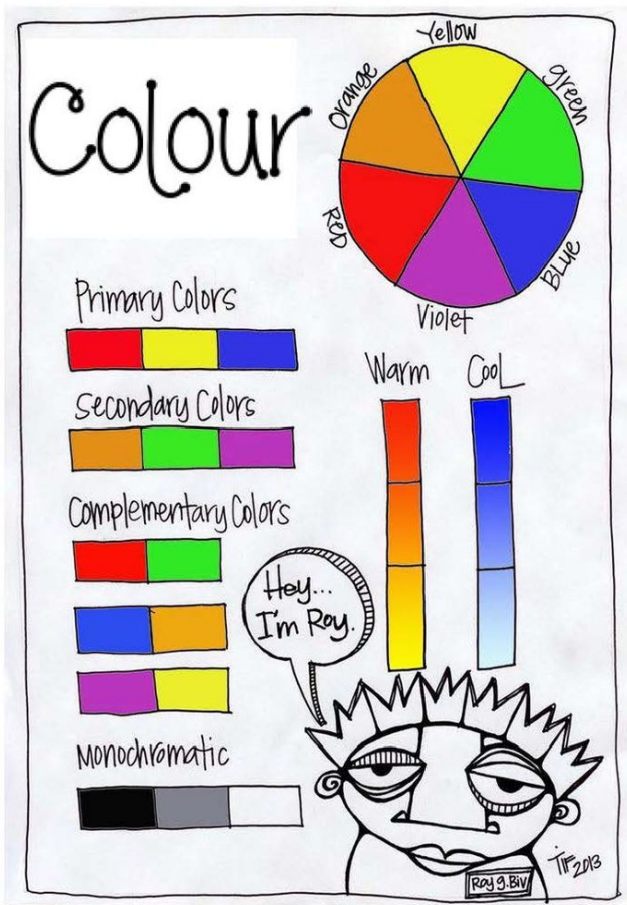
I will know the color schemes: Primary, Secondary, Warm and Cool colors,
So I will understand how an artist can use color for expression and mood.
I will know I am successful when I create a lion using each color scheme, and can
compare my lions to see how color changes the expression or the mood.

Which Color Scheme Lion is your Favorite?

Please complete in your sketchbook or on paper with the supplies you have at home.
Please return your work/sketchbook to Mrs. Allen or Mrs. Hansen **after Spring Break**.

You may choose to follow either of the step by step Lions, or create your own.



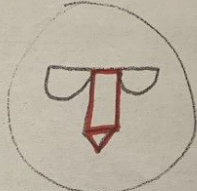



Create 4 Lions in 4 different color schemes on 4 different pages. Color Schemes:



Scroll down for STEP BY STEP LION

OPTION 1:

OPTION 2:

<p>① →</p> 	<p>② →</p> 	<p>③ →</p> 
<p>Draw a circle or trace a CD.</p>	<p>Draw a horizontal line, and 2 Semicircles</p>	<p>Draw a rectangle and a triangle</p>
<p>④ →</p> 	<p>⑤ →</p> 	<p>⑥ →</p> 
<p>2 circles on</p>	<p>connect the circles</p>	<p>Add ears and</p>